


Peeling and Stripping Tool for HV Cables Model SH160

Application

The same tool can be used for peeling the semicon and for stripping the main insulation. This is a cost efficient tool for preparing cables in the field, before mounting joints and terminations.

It may also be used in combination with our motorized peeling tool, Model S150. The manual tool is then only used for the critical last 50 mm, for creating a smooth surface on the insulation and for the transition between insulation and the semicon. This method is efficient when relatively long ends for terminations have to be prepared.



Peeling of Bonded Semicon

The peeling depth can easily be adjusted with the fine adjustment screw. As the peeling knife is firmly fixed to one of the rollers running on the surface of the cable, the knife follows exactly the contour of the cable, even if it is not completely round. The feed for the peeling process is built into the guiding rollers.

The special shape of the knife provides a very smooth surface on the insulation. The transition between insulation and semicon has an angle of some 6-10°. This provides a perfect fit for slip-on terminations and joints. As a general rule, rework with polishing sand paper or similar means is not needed.




C120.1E

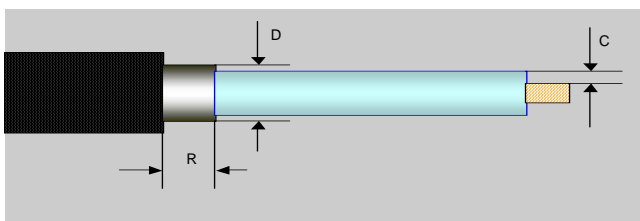


Main Benefits

- One tool, two operations: Peeling and Insulation Stripping
- Equipped with guiding rollers, no greasing of cable surface needed
- Smooth transition between insulation and semicon, typically no rework is needed
- Wide range of cable diameters
- Easy ergonomic handling
- Handles slightly bent cables without problems



Main Technical Data	SH160
Range of cable diameter D	110..160 mm
Maximum peeling depth	1.5 mm
Min. length of remaining semicon	60 mm
Cutting depth for insulation C	0..30 mm
Weight of tool	4.5 kg
Gross weight of tool in box	6.5 kg




Stripping of Insulation

The cutting depth C can easily be adjusted to the thickness of the insulation.

The insulation stripping knife arrangement is such that the thickness of the shaving is always constant. This allows to operate the tool with constant force.

The insulation stripping knife can also be used for producing a stepped insulation. The cutting depth is set in such a way that only the desired part of the insulation is removed.



Scope of Supply

- 1 Toolbox
- 1 Base tool with knives for peeling and stripping
- 2 Hexagonal keys
- 1 Instruction manual English
- 1 Spare knife for peeling, FK-SH160
- 1 Spare knife for stripping of insulation, IK-SH160

Options

- 1 Set of 3 spare knives for peeling, FK-SH160
- 1 Set of 4 spare knives for stripping of insulation, IK-SH160

Hivotec Ltd.
Im Bödeli 5
CH- 4102 Binningen
Switzerland

Phone
Fax
E-mail
URL

+ 41 61 303 90 11
+ 41 61 302 21 91
Al.Jenni@hivotec.com
www.hivotec.com