

Peeling and Stripping Tool for MV and HV Cables Model SH50

Application

The same tool can be used for peeling the semicon, for stripping the main insulation and the outer sheathing, as well as for chamfering the insulation.

This is a cost efficient tool for preparing cables in the field, before mounting joints and terminations.

It may also be used in combination with our motorized peeling tools. The manual tool is then only used for the critical last 50 mm, for creating a smooth surface on the insulation and for the transition between insulation and the semicon.



Main Benefits

- One tool, four operations: Peeling, Insulation stripping, cutting of sheathing, chamfering of insulation
- Equipped with guiding rollers, no greasing of cable surface needed
- Smooth transition between insulation and semicon, typically no rework is needed
- Wide range of cable diameters
- Light weight, easy ergonomic handling
- Handles slightly bent cables without problems



Peeling of Bonded Semicon


The peeling depth can easily be adjusted by the fine adjustment screw.

As the peeling knife is firmly fixed to one of the rollers running on the surface of the cable, the knife follows exactly the contour of the cable, even if it is not completely round.

The feed for the peeling process is built into the guiding rollers.

The special shape of the knife provides a very smooth surface on the insulation.

The transition between insulation and semicon has an angle of some 10 degrees. This provides a perfect fit for slip on terminations and joints. Rework with polishing sandpaper or similar means is not needed.



Stripping of Insulation and outer Sheathing

A knife with adjustable cutting angle is used for stripping the insulation. The cutting angle sets the feed for the stripping process.


The special shape of the cutting knife allows that a gap of about 1 mm can be left between the conductor and the bottom of the knife. The insulation material, including the inner semicon, is lifted off the conductor and cut all the way through.

In order to finish the cutting process, when the desired length is reached, the feed is set to zero. This results in a circular cut, allowing to pull off the helical shaped strip of insulation.

The same knife used for stripping the insulation can also be used for cutting many types of outer sheathing.

Chamfering of insulation

For chamfering the same knife is used as for peeling of the semicon. The chamfer angle will be about 30 degrees to the cable axis.




Scope of Supply

- 1 Toolbox
- 1 Base tool with knives for stripping & peeling
- 2 Hexagonal keys
- 1 Set of stop rings
- 1 Instruction manual English
- 1 Spare knife for peeling FK-SH50
- 1 Spare knife for stripping IK-SH50

Options

- Set of 3 knives for peeling FK-SH50
- Set of 3 knives for stripping IK-SH50



Main Technical Data

Range of cable diameter (mm)	15-50
Weight of tool (kg)	1.2
Maximum peeling depth (mm)	1.5
Minimum length of semicon (mm)	25
Cutting depth for insulation (mm)	0..10



Hivotec Ltd.
Im Bödeli 5
CH- 4102 Binningen
Switzerland

Phone

+ 41 61 303 90 11

Fax

+ 41 61 302 21 91

E-mail

Al.Jenni@hivotec.com

URL

www.hivotec.com